




Discover Actionable Insights and
Accelerate Business Outcomes

NetSuite SuiteAnalytics



Correct and well-timed analytics are the basis of any important business decision. With the right metrics, business can be confident that the choices they make to scale are substantiated by accurate and timely information. Better yet, when used properly, analytics enable businesses to recognise patterns that can predict and work towards the best possible outcomes.

NetSuite SuiteAnalytics provides real-time Saved Searches, Reporting, Key Performance Indicators (KPIs) Dashboard and Workbook features that are built into the NetSuite solution.

Key Benefits

- Real-time transparency into company performance across all business functions—from summary level to transaction level.
- A single version of the truth with all data residing in a single source.
- Easy-to-use tools without requiring programming or technical resources.
- No added cost, complexity or latency of data warehousing systems or disparate systems.

SuiteAnalytics Workbook

With SuiteAnalytics Workbook, users can easily and securely explore their data, create sophisticated criteria filters with real-time visualisations. Data can be further analysed using the Workbook pivot and chart capabilities, with intuitive drag-and-drop interactions. Workbooks can be saved, shared, reused with content easily deployed in NetSuite dashboard as portlets.

SuiteAnalytics Workbook enables business users to liberate insights buried in their data improving their core operations. Workbook enables the identification of new opportunities, discovering unexpected business problems and building processes to enable continuous learning and feedback.

Features of the Workbook include:

- **Pivoting** to understand details behind the data better, comparing performance, identifying trends and issues, and making good decisions quickly.
- **Charting** to enable decision makers to see analytics presented visually, so they can grasp difficult concepts or identify new patterns including drill down into charts and graphs for more detail.
- **Updated data model** with ability to define multiple joins, support of custom fields.
- **Datasets** provide a single source of data for domain specific analytic. These are reusable components across multiple workbooks enabling easier management and consumption of the analytics.

The screenshot displays the SuiteAnalytics Workbook interface with several overlapping windows. The main window shows a 'Manufacturing Workbook' with a list of data points and a pivot table. A secondary window shows a bar chart titled 'Manufacturing Production: Actual Chart - Products...' with the subtitle 'Production cost per location'. A third window shows a table of data with columns for 'Assembly' and 'Production'. A fourth window shows a table of data with columns for 'Production' and 'Production'. The interface includes various navigation and filtering options.

Labels for the screenshot:

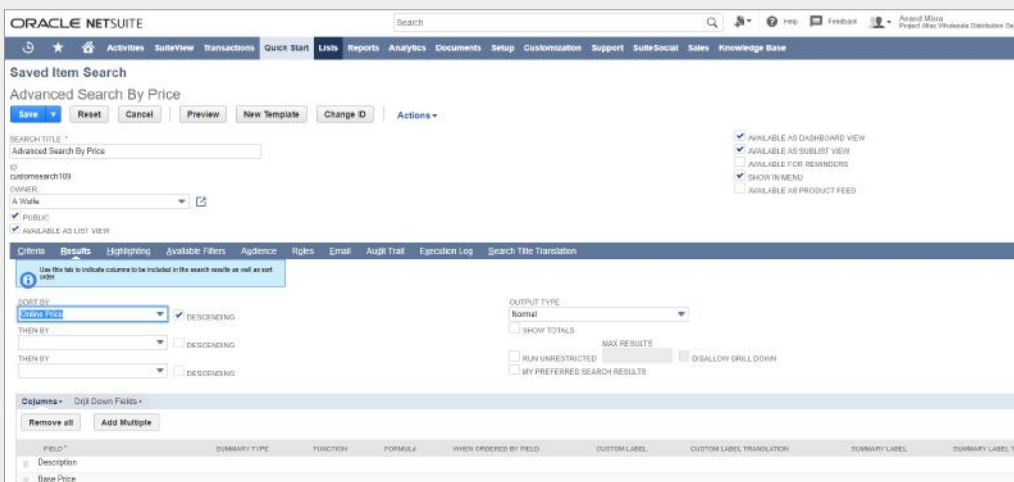
- Easily find your data
- Pivot for deeper insights
- Visualise and identify opportunities
- Use again and share

- **Dashboard portlets** can display analytic components, giving the business users access to key business critical analytics components for faster decision-making.
- **Templates** are available in various business domains enabling faster business value.

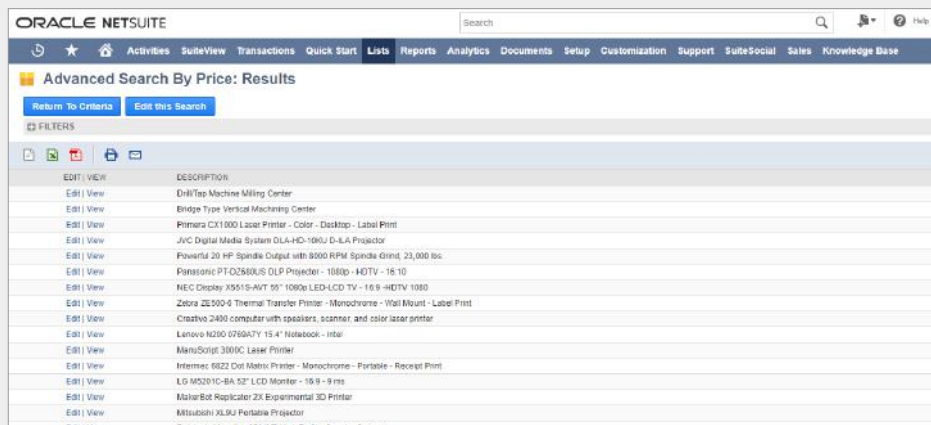
SuiteAnalytics Saved Search

NetSuite's search functionality provides a valuable tool for filtering and matching data to answer all sorts of business questions. A Saved Search is a list of real-time results based on criteria and filters. Virtually, any kind of record in NetSuite can be the basis of, or included in,

a Saved Search. Saved Searches can either be private or shared with others. Saved Searches can be set in their own portlets or placed as shortcuts on dashboards, providing quick access to custom metrics. They are easily updated with a simple click. Saved Search results can be shared with other users, results can be sent automatically via email to selected recipients, search results can be sent via email at scheduled intervals and/or when results are updated without needing to rerun the search. Saved Searches can be exported in Excel, CSV and PDF formats.



SuiteAnalytics Saved Search



ORACLE NETSUITE Search

Activities SuiteView Transactions Quick Start Lists **Reports** Analytics Documents Setup Customization Support

Income Statement Detail [Back to Summary](#)

FINANCIAL ROW	TYPE	DATE	DOCUMENT NUMBER	NAME	CLR	SPLIT	AMOUNT	
Ordinary Income/Expense								
Income								
4000 - Sales								
	Invoice	2/6/2017	3092033	Smith Supplies	F	1100 - Accounts Receivable	\$509.00	
Total - 4000 - Sales							\$509.00	
Total - Income								\$509.00
Cost Of Sales								
5000 - Cost of Goods Sold								
	Item Fulfillment	2/6/2017	584	Smith Supplies	F	1200 - Inventory Asset	\$439.69	
Total - 5000 - Cost of Goods Sold							\$439.69	
Total - Cost Of Sales							\$439.69	
Gross Profit							\$69.31	
Expense								

SuiteAnalytics Reports

SuiteAnalytics Reports

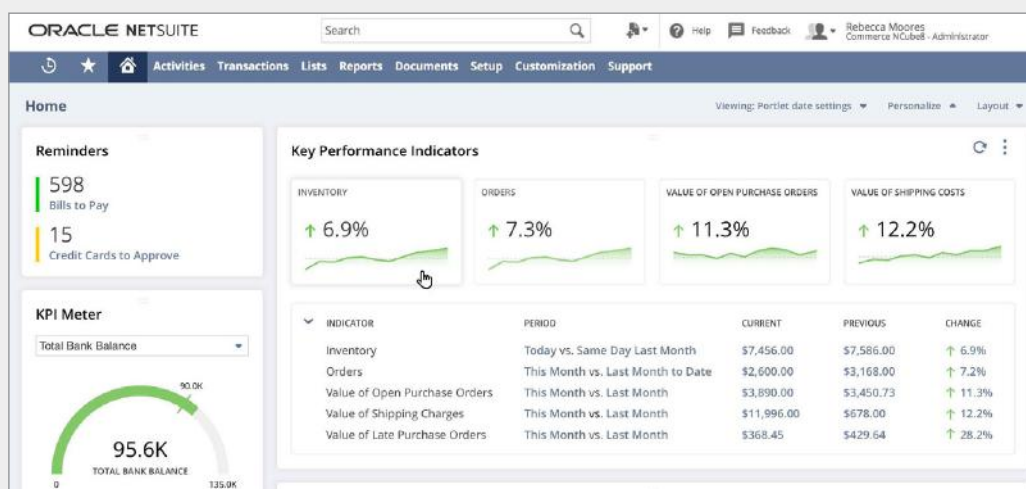
NetSuite leverages SuiteAnalytics to provide a set of standard and customisable reports for nearly all transaction types. Reports can be modified, and custom reports can be created based on the business needs with the tools provided within the platform. With drill-down capability, business users can quickly and easily move from a summary level directly to greater detail, and access real-time information to proactively manage for better results.

SuiteAnalytics KPI

Key Performance Indicators are a powerful way to present business-critical information at a glance, saving valuable time for the user. KPIs can be easily added to a NetSuite Dashboard to improve efficiency and business agility.

There are multiple ways to visualise KPIs with ability to drill down, providing an easy and intuitive way for the users to interact with their data. Users can create custom tabs for additional KPI information.

SuiteAnalytics KPI

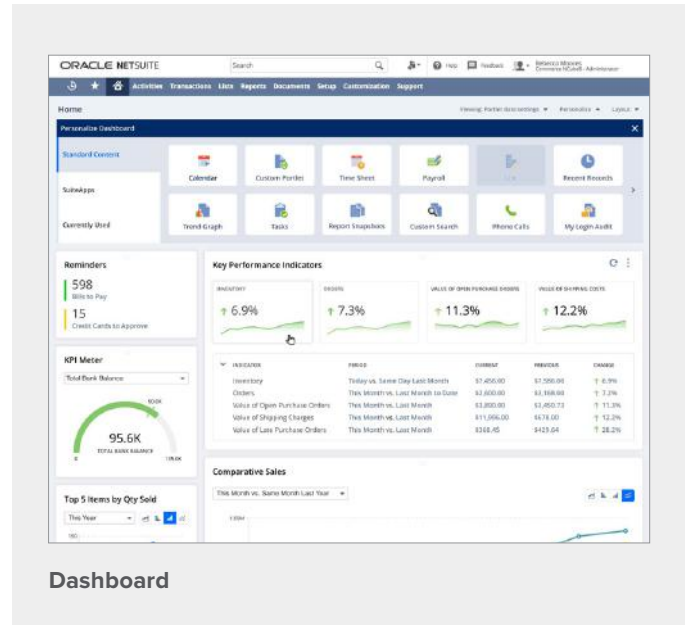


SuiteAnalytics Dashboard

NetSuite SuiteAnalytics real-time dashboards provide our customers intelligence from a single system of record across all areas of the company—from accounting and sales, to fulfilment and support. The dashboards can be customised to drive maximum productivity and the actionable insight to meet the dynamic changing needs of your business.

SuiteAnalytics Connect

NetSuite SuiteAnalytics Connect Service provides the ability to archive, analyse and report on NetSuite data using a third-party tool or any custom-built application on any type of device using Windows, Linux, or OS X operating system. NetSuite Connect offers ODBC, JDBC and ADO.NET drivers that enable connectivity to variety of applications, including Microsoft® Excel, BIRST, Adaptive and Oracle Analytics Cloud.



SuiteAnalytics Connect

SuiteAnalytics Connect Driver Download

SELECT YOUR OPERATING SYSTEM: Windows 64 bit

Installation Bundles:

- ODBC INSTALLATION BUNDLE (7.20.11)

Drivers:

- ODBC DRIVER (7.20.11)
- JDBC DRIVER (7.20.10)
- ADO.NET DRIVER (7.20.10)

Resources:

- CONNECT BROWSER
- CA CERTIFICATES

SuiteAnalytics Connect Drivers 32bit

Data Source Setup

Enter your Data Source configuration settings.

Name: NetSuite

Description: Connect to your NetSuite account

Service Host: odbscserver.netsuite.com

Service Port: 1708

Service Data Source: NetSuite.com

Account ID: 123456

Role ID: 3

< Back Next > Skip > Cancel

To find out more, contact NetSuite on info@netsuite.com

United Kingdom | Phone: +44 (0)1628 774400 | www.netsuite.co.uk